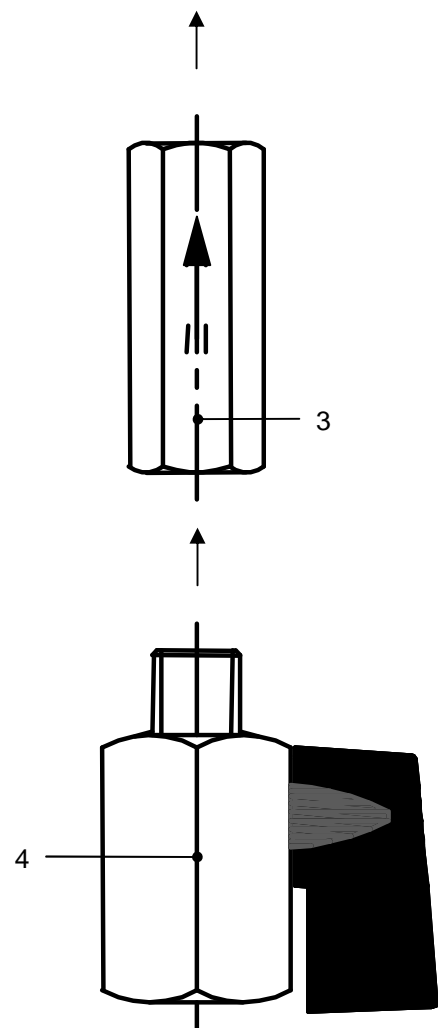
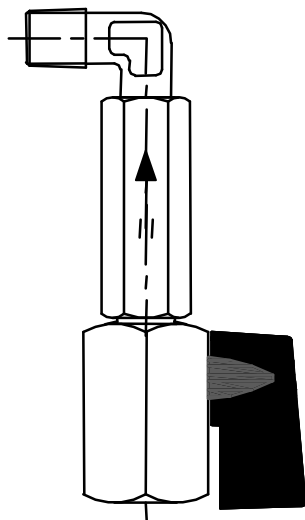
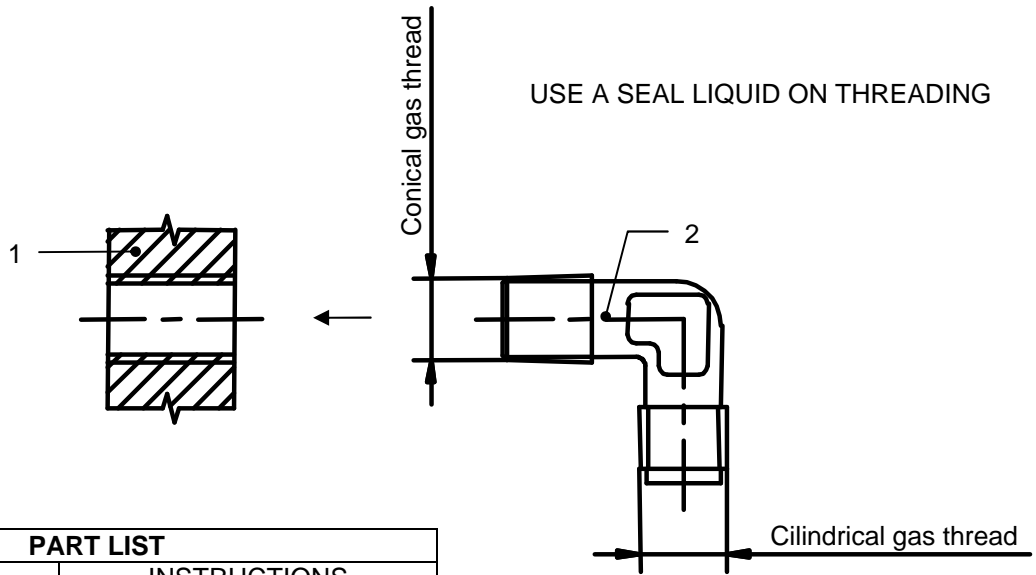


ELENCO MATERIALE		
POS.	PARTICOLARE	ISTRUZIONI
1	Pompa	Per il posizionamento della valvola vedere manuale operativo.
2	Curva Ø1/8" GAS	
3	Valvola unidirezionale Ø1/8" GAS	Eeguire il montaggio rispettando la direzione della freccia.
4	Rubinetto M/F Ø1/8" GAS	Chiudere completamente e poi riaprire lentamente sino ad eliminare il rumore della cavitazione.

VALVOLA MONTATA (VDMA 672.5)
CODICE: VALRB00104101





PART LIST		
POS.	DETAIL	INSTRUCTIONS
1	Pump	For the valve installation see the operating manual.
2	Curve Ø1/8" GAS	
3	One way valve Ø1/8" GAS	Install the valve in accordance with the arrow direction.
4	Plug M/F Ø1/8" GAS	Close completely then open it slowly until the cavitation noise will end.

INSTALLED VALVE (VDMA 672.5)
CODE: VALRB00104101

